

A light blue silhouette of a world map is centered in the background of the page.

**Perfect Crafts And Gifts Co.,Ltd**  
**Catalogue**

Perfect Crafts And Gifts Co.,Ltd

Office Add: Qingxi Road 88th, Shiqi District, Zhongshan City,  
Guangdong Province, China.

Ph:15917449488

Email:[info@perfectcraftsgifts.com](mailto:info@perfectcraftsgifts.com)

Web:[www.perfectcraftsgifts.com](http://www.perfectcraftsgifts.com)

## About Us

Perfect Crafts And Gifts Ltd is a professional designer and manufacturer for souvenir and promotional gifts with decades years of experiences, We are specialized in lapel pins, coins, medals, keychains, dog tag, cufflink, tie clip, belt buckle, lanyard, emblem, PVC luggage tag, magnet, coaster, silicone wristband and other promotional products. All products meet SGS, EN71 standard.

We strive for 100% customer satisfaction and provide you with the highest quality products at very competitive price.

With years of growth, we have gained a strong reputation for delivering high quality products in many countries. Our main markets are USA, European and the Middle East countries.

Philosophy: Excellence, Integrity, Innovation, Extraordinary Service

Principle: Quality is our Culture.

Service: Your Satisfy is our Obligation.

Goal: Your Best Solution to award, promotional gifts.

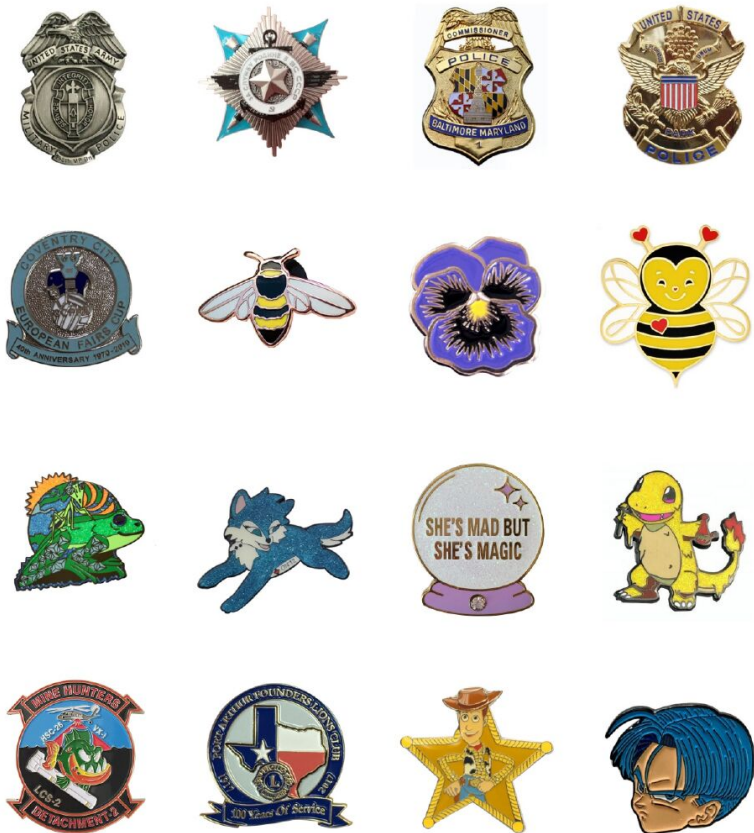
## Table of Contents

Lapel Pin .....	01
Medal.....	03
Coin .....	05
Bottle Opener .....	07
Metal Keychain.....	09
Leather Keychain.....	11
Cufflink .....	13
Tie Clip .....	14
Ring .....	15
Belt Buckle .....	16
Trolley Coin .....	17
Golf Divot Tool .....	18
Lanyard .....	19
Emblem .....	21
Rubberized PVC Items .....	23-27
Silicone Wristband .....	28
Plating color .....	29
Background Texture for Die Casting process .....	30
Attachment .....	31
Packing .....	33





Material: Iron / Zinc alloy / Brass / Copper / Stainless steel  
 Process: Stamping / Die Casting/ Printing  
 Enamel: Hard Enamel / Soft Enamel/ Glitter Enamel  
 Color: Match Pantone Color  
 Plating: Gold/ Nickle/ Silver/ Copper/ Brass/ Rosegold/ Dye Black/  
 Black Nickle, for more plating color, please refer to P29  
 Epoxy: With / Without  
 Additional Process: Pad Printing/ Offset Printing / Sanding / Laser  
 engraved logo  
 Packing: Polybag / OPP bag / Backing card / Velvet bag / Box and  
 etc.



●●● Lapel Pin Additional Process:



Material: Iron / Zinc alloy / Brass / Copper

Process: Stamping / Die Casting

Enamel: Hard Enamel / Soft Enamel



Color: Match Pantone Color

Plating: Gold/ Nickel/ Silver/ Copper/ Brass/ Rosegold/ Dye Black/  
Black Nickel, for more plating color, please refer to P29

Epoxy: With / Without

Additional Process: Pad Printing/ Offset Printing / Sanding / Laser  
engraved logo

Packing: Polybag / OPP bag / Backing card / Velvet bag / Box and  
etc.





Material: Iron / Zinc alloy/ Brass/ Copper

Process: Stamping / Die Casting

Enamel: Hard Enamel / Soft Enamel/ Glitter enamel

Color: Match Pantone Color

Plating: Gold/ Nickel/ Silver/ Copper/ Brass/ Rosegold/ Dye Black/ Black Nickel, for more plating color, please refer to P29

Epoxy: With / Without

Additional Process: Pad Printing/ Offset Printing / Sanding / Laser engraved logo

Packing: Polybag / OPP bag / Backing card / Velvet bag / Box and etc.



●●● Coin edge options:

Flat wave cut edge

Flat cut edge



Oblique Line edge

Rope cut edge



Material: Iron / Zinc alloy / Stainless steel / Aluminum

Process: Stamping / Die Casting

Enamel: Hard Enamel / Soft Enamel / Glitter Enamel

Color: Match Pantone Color

Plating: Gold/ Nickle/ Silver/ Copper/ Brass/ Rosegold/ Dye Black/ Black Nickle, for more plating color, please refer to P29

Epoxy: With / Without

Additional Process: Pad Printing/ Offset Printing / Sanding / Laser engraved logo

Packing: Polybag / OPP bag / Backing card / Velvet bag / Box and etc.





●●● Metal Keychain



●●● Leather Keychain







## ●●● Ring

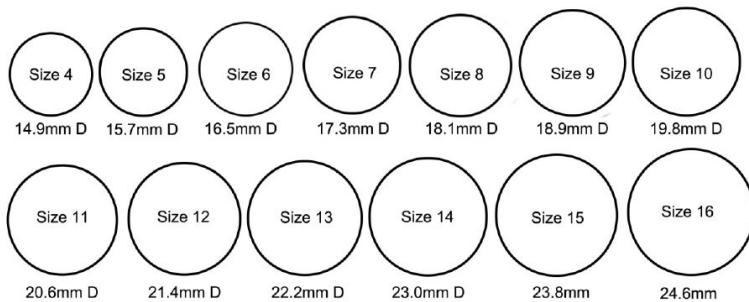


A measurement, generally between 4 and 13, determined by two factors: The diameter of the finger on which the ring will be worn and the knuckle, which the ring must slip over comfortably.

Steps:

1. Use a piece of string or dental floss and wrap it around the base of your finger.
2. Use a pen to mark the point on the string where the end meets.
3. Use a millimeter ruler to measure the string.
4. Choose the closest measurement to the chart above to find your ring size.

US Ring size conversion chart to inside diameter in mm



## ●●● Belt Buckle





●●● Trolley Coin




●●● Golf Divot Tool







●●● Emblem



●●● Keychain



●●● Coaster




●●● PVC Emblem





●●● Book Marker



●●● Fridge Magnet




●●● Bottle Opener



●●● Photo Frame



## ●●● Luggage Tag



## ●●● Silicone Wristband






### ●●● Plating Color



### ●●● Background Texture for Die Casting



●●● Attachment





## ●●● Packing

Polybag



Backing card+OPPbag



Barcode Stickers



Plastic Box  
80\*45\*17MM



Plastic Box  
80\*30\*26MM



Plastic Box  
100\*75\*21MM

Velver Bags



65\*85mm  
82\*102mm  
80\*65mm  
104\*116mm  
108\*148mm

Coin Box



33mm Dia  
35mm Dia  
38mm Dia  
42mm Dia  
45mm Dia

Velvet Box



Hard Paper Box



Leather Box



Plastic Pin box  
28\*28\*20MM



Plastic Pin box  
30\*30\*22MM



Plastic Pin box  
40\*40\*20MM

Customers' Design are welcome!



Velvet bags and plastic boxes are available in different sizes, the box inserts also can be changed. For more information, please contact us.